

Operational Amplifier, Quad, 4 Amplifier, 500 kHz, 0.15 V/ $\mu$ s,  $\pm 3V$  to  $\pm 18V$ , SOIC, 16 Pins

Manufacturers	<a href="#">Analog Devices, Inc</a>
Package/Case	SOIC-16
Product Type	Amplifier ICs
RoHS	Pb-free Halide free
Lifecycle	



Images are for reference only

Please submit RFQ for OP400GSZ or [Email to us: sales@ovaga.com](mailto:sales@ovaga.com) We will contact you in 12 hours.

[RFQ](#)

## General Description

The OP400 is the first monolithic quad operational amplifier that features OP77-type performance. Precision performance is not sacrificed with the OP400 to obtain the space and costsavings offered by quad amplifiers.

The OP400 features an extremely low input offset voltage of less than 150  $\mu$ V with a drift of less than 1.2  $\mu$ V/ $^{\circ}$ C, guaranteed over the full military temperature range. Open-loop gain of the OP400 is more than 5 million into a 10 k $\Omega$  load, input bias current is less than 3 nA, CMR is more than 120 dB, and PSRR is less than 1.8  $\mu$ V/V. On-chip Zener zap trimming is used to achieve the low input offset voltage of the OP400 and eliminates the need for offset nulling. The OP400 conforms to the industrystandard quad pinout, which does not have null terminals.

The OP400 features low power consumption, drawing less than 725  $\mu$ A per amplifier. The total current drawn by this quad amplifier is less than that of a single OP07, yet the OP400 offers significant improvements over this industry-standard op amp. Voltage noise density of the OP400 is a low 11 nV/ $\sqrt$ Hz at 10 Hz, half that of most competitive devices.

The OP400 is an ideal choice for applications requiring multiple precision operational amplifiers and where low power consumption is critical.

## Features

Low input offset voltage: 150  $\mu$ V maximum

Low offset voltage drift over  $-55^{\circ}\text{C}$  to  $+125^{\circ}\text{C}$ : 1.2  $\mu\text{V}/^{\circ}\text{C}$  maximum

Low supply current (per amplifier): 725  $\mu\text{A}$  maximum

High open-loop gain: 5000 V/mV minimum


Input bias current: 3 nA maximum

Low noise voltage density: 11 nV/ $\sqrt{\text{Hz}}$  at 1 kHz

Stable with large capacitive loads: 10 nF typical


Available in die form

## Related Products




### [OP213F](#)

Analog Devices, Inc  
SMD/DIP-8/SOP-8




### [OP42AZ](#)

Analog Devices, Inc  
CDIP-8



### [OP27GP](#)

Analog Devices, Inc  
PDIP-8



### [OP37GS](#)

Analog Devices, Inc  
SOIC-8




### [OP462GSZ](#)

Analog Devices, Inc  
SOIC-14



### [OP2177ARM](#)

Analog Devices, Inc  
MSOP8



### [OP467GPZ](#)

Analog Devices, Inc  
PDIP-14



### [OP400GPZ](#)

Analog Devices, Inc  
PDIP-14