

ARM MCU, SAM4S Series, SAM32 Family SAM 4S Series Microcontrollers, ARM Cortex-M4, 32bit, 120 MHz

Manufacturers	<u>Microchip Technology, Inc</u>
Package/Case	LQFP-64
Product Type	Embedded Processors & Controllers
RoHS	
Lifecycle	



Images are for reference only

Please submit RFQ for ATSAM4S2BA-AU or [Email to us: sales@ovaga.com](mailto:sales@ovaga.com) We will contact you in 12 hours.

[RFQ](#)

General Description

Microchip's ARM®-based SAM4S2B microcontroller builds on the high-performance 32-bit Cortex®-M4 core.

The SAM4S2B features:

Maximum operating speed of 120MHz

128KB of flash memory and 64KB of SRAM

1.62V to 3.6V supply

Power consumption of 180uA/MHz in dynamic mode, below 25uA in RAM retention mode and 1uA at 1.8V in back-up mode with the RTC running

Extensive peripheral set for connectivity, system control and analog interfacing

Native support for Microchip QTouch capacitive touch technology for implementation of buttons, sliders and wheels

Pin-to-pin compatible with Microchip SAM7S, SAM3N, SAM4N and SAM3S MCUs

Pin-to-pin compatible with Microchip SAM7S, SAM3N and SAM3S MCUs

Parallel Input/Output (IO) data capture mode

Features

ARM Cortex-M4 running at up to 120 MHz

Memory Protection Unit (MPU)

DSP Instructions, Thumb®-2 instruction set

128 Kbytes embedded Flash, ECC, Security Bit and Lock Bits

64 Kbytes embedded SRAM

16 Kbytes ROM with embedded boot loader routines (UART, USB) and IAP routines

Embedded voltage regulator for single-supply operation

Power-on-Reset (POR), Brown-out Detector (BOD) and Dual Watchdog for Safe Operation

Quartz or ceramic resonator oscillators: 3 to 20 MHz with clock failure detection and 32.768 kHz for RTT or system clock

RTC with Gregorian and Persian Calendar Mode, Waveform Generation in Backup mode

RTC counter calibration circuitry compensates for 32.768 kHz crystal frequency inaccuracy

High-precision 8/12 MHz factory-trimmed internal RC oscillator with 4 MHz default frequency for device startup, in-application trimming access for frequency adjustment

Slow clock internal RC oscillator as permanent low-power mode device clock

Two PLL up to 240 MHz for Device Clock and for USB

Temperature Sensor

Low-power tamper detection on two inputs, anti-tampering by immediate clear of general-purpose backup registers (GPBR)

22 Peripheral DMA Controllers

Sleep, Wait and Backup modes; consumption down to 1 μ A in Backup mode

64-lead LQFP, 10 x 10 mm, pitch 0.5 mm

64-lead QFN, 9 x 9 mm, pitch 0.5 mm

64-lead WLCSP, 4.42 x 4.72 mm, pitch 0.4 mm

Revision A - Industrial (-40° C to +85° C), Revision B -(-40° C to +105° C)

USB 2.0 Device: 12 Mbps, 2668 byte FIFO, up to 8 bidirectional Endpoints, on-chip transceiver

Up to two USARTs with ISO7816, IrDA®, RS-485, SPI, Manchester and Modem Mode

Two 2-wire UARTs

Up to two 2-Wire Interface modules (I2C-compatible), one SPI, one Serial Synchronous Controller (I2S), one high-speed Multimedia Card Interface (SDIO/SD Card/MMC)

Two 3-channel 16-bit Timer Counters with capture, waveform, compare and PWM mode, Quadrature decoder logic and 2-bit Gray up/down counter for stepper motor

4-channel 16-bit PWM with complementary output, fault input, 12-bit dead time generator counter for motor control

32-bit Real-time Timer and RTC with calendar, alarm and 32 kHz trimming features

256-bit General Purpose Backup Registers (GPBR)

32-bit Cyclic Redundancy Check Calculation Unit (CRCCU) for data integrity check of off-/on-chip memories

47 I/O Lines with external interrupt capability (edge or level sensitivity), debouncing, glitch filtering and on-die series resistor termination

Three 32-bit Parallel Input/Output Controllers, Peripheral DMA-assisted Parallel Capture mode

16-channel, 1Msps ADC with differential input mode and programmable gain stage and auto calibration

One 2-channel 12-bit 1Msps DAC

One Analog Comparator with flexible input selection, selectable input hysteresis

Serial Wire/JTAG Debug Port(SWJ-DP)

Debug access to all memories and registers in the system, including Cortex-M4 register bank when the core is running, halted, or held in reset.

Serial Wire Debug Port (SW-DP) and Serial Wire JTAG Debug Port (SWJ-DP) debug access.

Flash Patch and Breakpoint (FPB) unit for implementing breakpoints and code patches.

Data Watchpoint and Trace (DWT) unit for implementing watchpoints, data tracing, and system profiling.

Instrumentation Trace Macrocell (ITM) for support of printf style debugging.

IEEE1149.1 JTAG Boundary-scan on all digital pins.

ASF-Atmel software Framework – SAM software development framework

Integrated in the Atmel Studio IDE with a graphical user interface or available as standalone for GCC, IAR compilers.

DMA support, Interrupt handlers Driver support

USB, TCP/IP, Wi-Fi and Bluetooth, Numerous USB classes, DHCP and Wi-Fi encryption Stacks

RTOS integration, FreeRTOS is a core component

Atmel[®]

Enabling Unlimited Possibilities[™]

(P)CPN#: ATSAM4S2BA-AU



(1P)MPN#: ATSAM4S2BA-AU



(1T)LOT# : SHKRHK-3

COO: TW

(9D)DC: 1434



(K)P.O.#: 0948251



MSL: 3 OOB Allowance: 168 Hrs

Delivery# : 82871998

MSL: 3 OOB Allowance: 168 hours

Max Reflow Temp: 260C

(Q)QTY:


1380



MOA
994
ASESH

RoHS
25-trace (e3)


Seal Date: 07.06.2015




PLANT: RF05
BOX ID: 22080715

Seal Date: 06/07/2015

ovaga



Related Products



[ATSAMA5D36A-CU](#)

Microchip Technology, Inc
LFBGA-324



[ATMEGA32M1-AU](#)

Microchip Technology, Inc
TQFP-32




[ATXMEGA128D3-AU](#)

Microchip Technology, Inc
TQFP-64



[ATTINY2313V-10SU](#)

Microchip Technology, Inc
SOIC-20



[ATMEGA64M1-15AZ](#)

Microchip Technology, Inc
TQFP-32



[ATMEGA16L-8PU](#)

Microchip Technology, Inc
PDIP-40



[ATTINY48-MU](#)

Microchip Technology, Inc
VQFN-32



[ATTINY4-TSHR](#)

Microchip Technology, Inc
SOT-23-6